

IBANK FUNDS: Financial Development Corporations**California Capital Small Business Development Corporation****Funds at Fiduciary Trust International:****Program Account**

	Purchase Date	Account #	Current of Investment	% Maturity Date	Current Yield (%)	Market Value Ending 12/31/14	Quarter Market Value
U.S. Govt	Multiple	491213000	22.7%	Up to 2023	0.440	\$670,675.76	\$645,305.53
Corp & Other FI	Multiple	491213000	54.0%	Up to 2017	0.640	\$1,506,172.89	\$1,532,411.60
Short Term Instruments	Multiple	491213000	23.3%	Daily	0.020	\$659,897.59	\$661,819.34
						\$2,836,746.24	\$2,839,536.47

Income Account

U.S. Govt	Multiple	491213006	64.3%	Up to 2017	0.780	\$229,361.22	\$180,204.84
Corp & Other FI	Multiple	491213006	1.9%	Up to 2015	0.520	\$5,300.70	\$5,241.20
Short Term Instruments	Multiple	491213006	33.8%	Daily	0.050	\$36,938.92	\$94,648.59
						\$271,600.84	\$280,094.63

California Coastal Rural Development Corporation**Funds at Fiduciary Trust International:****Program Account**

U.S. Govt	Multiple	491213010	15.1%	Up to 2017	0.400	\$718,825.12	\$477,760.78
Corp & Other FI	Multiple	491213010	50.0%	Up to 2017	0.690	\$1,265,099.09	\$1,584,613.14
Short Term Instruments	Multiple	491213010	34.9%	Daily	0.020	\$1,187,654.70	\$1,105,018.60
						\$3,171,578.91	\$3,167,392.52

Income Account

Short Term Instruments	Multiple	491213011	100.0%	Daily	0.050	\$13,373.52	\$22,212.06
						\$13,373.52	\$22,212.06

California Southern Small Business Development Corporation**Funds at Fiduciary Trust International:****Program Account**

U.S. Govt	Multiple	491213020	20.6%	Up to 2023	0.410	\$645,400.37	\$600,173.01
Corp & Other FI	Multiple	491213020	49.2%	Up to 2017	0.630	\$1,401,434.18	\$1,432,198.62
Short Term Instruments	Multiple	491213020	30.2%	Daily	0.020	\$838,731.41	\$880,096.45
						\$2,885,565.96	\$2,912,468.08

Income Account

U.S. Govt	Multiple	491213022	73.5%	Up to 2023	0.720	\$366,713.71	\$367,949.47
Corp & Other FI	Multiple	491213022	21.7%	Up to 2017	0.630	\$94,062.69	\$108,635.42
Short Term Instruments	Multiple	491213022	4.8%	Daily	0.050	\$47,785.69	\$23,851.26
						\$508,562.09	\$500,436.15

Hancock Small Business Financial Development Corporation**Funds at Fiduciary Trust International:****Program Account**

U.S. Govt	Multiple	491213030	32.0%	Up to 2023	0.520	\$569,560.17	\$609,956.29
Corp & Other FI	Multiple	491213030	49.0%	Up to 2017	0.590	\$833,729.21	\$932,995.98
Short Term Instruments	Multiple	491213030	19.0%	Daily	0.020	\$502,115.63	\$360,969.17
						\$1,905,405.01	\$1,903,921.44

Income Account

U.S. Govt	Multiple	491213033	73.0%		0.730	\$291,412.01	\$292,316.16
Corp & Other FI	Multiple	491213033	16.0%		0.570	\$34,321.27	\$44,078.86
Short Term Instruments	Multiple	491213033	11.0%	Daily	0.010	\$69,430.72	\$63,914.37
						\$395,164.00	\$400,309.39

Hancock Small Business Financial Development Corporation - Private Funds Account**Funds at Fiduciary Trust International:****Program Account**

U.S. Govt	Multiple	491213040	21.1%	Up to 2016	0.370	\$15,103.65	\$0.00
Corp & Other FI	Multiple	491213040	24.6%	Up to 2016	0.680	\$17,547.53	\$0.00
Short Term Instruments	Multiple	491213040	54.4%	Daily	0.050	\$39,018.59	\$0.00
						\$71,669.77	\$0.00

Income Account

U.S. Govt	Multiple	491213044	27.2%	Up to 2015	0.220	\$5,038.58	\$0.00
Corp & Other FI	Multiple	491213044	22.2%	Up to 2016	1.040	\$4,119.36	\$0.00
Short Term Instruments	Multiple	491213044	50.6%	Daily	0.050	\$9,367.15	\$0.00
						\$18,525.09	\$0.00

Inland Empire Financial Development Corporation**Funds at Fiduciary Trust International:****Program Account**

U.S. Govt	Multiple	491213050	23.7%	Up to 2017	0.700	\$284,785.10	\$265,599.55
Corp & Other FI	Multiple	491213050	62.7%	Up to 2017	0.610	\$563,098.30	\$677,342.10
Short Term Instruments	Multiple	491213050	13.6%	Daily	0.030	\$233,240.81	\$147,199.58
						\$1,081,124.21	\$1,080,141.23

Income Account

U.S. Govt	Multiple	491213055	12.4%	Up to 2017	0.380	\$16,103.65	\$25,153.84
Corp & Other FI	Multiple	491213055	27.8%	Up to 2017	0.670	\$36,305.57	\$56,181.47
Short Term Instruments	Multiple	491213055	59.8%	Daily	0.040	\$148,396.86	\$121,048.79
						\$199,806.08	\$202,384.10

Nor-Cal Small Business Financial Development Corporation**Funds at Fiduciary Trust International:****Program Account**

U.S. Govt	Multiple	492123060	29.0%	Up to 2023	0.430	\$653,051.40	\$647,917.90
Corp & Other FI	Multiple	492123060	51.8%	Up to 2017	0.550	\$1,036,191.25	\$1,157,612.59
Short Term Instruments	Multiple	492123060	19.2%	Daily	0.020	\$549,917.62	\$428,593.28
						\$2,239,160.27	\$2,234,123.77

Income Account

U.S. Govt	Multiple	491213066	27.6%	Up to 2023	0.360	\$32,415.96	\$37,339.59
Corp & Other FI	Multiple	491213066	33.4%	Up to 2016	0.710	\$35,224.38	\$45,115.60
Short Term Instruments	Multiple	491213066	39.0%	Daily	0.050	\$61,576.39	\$52,791.67
						\$129,216.73	\$135,246.86

Small Business Financial Development Corporation Orange County**Funds at Fiduciary Trust International:****Program Account**

U.S. Govt	Multiple	491213090	26.5%	Up to 2017	0.450	\$595,953.38	\$646,566.83
Corp & Other FI	Multiple	491213090	47.1%	Up to 2017	0.690	\$1,132,110.96	\$1,160,925.79
Short Term Instruments	Multiple	491213090	26.4%	Daily	0.020	\$715,197.91	\$643,501.98
						\$2,443,262.25	\$2,440,994.60

Income Account

U.S. Govt	Multiple	491213099	21.4%	Up to 2016	0.240	\$20,142.23	\$20,117.09
Corp & Other FI	Multiple	491213099	41.4%	Up to 2017	0.720	\$29,107.79	\$38,972.33
Short Term Instruments	Multiple	491213099	37.2%	Daily	0.050	\$38,502.35	\$35,064.63
						\$87,752.37	\$94,154.05

Pacific Coast Regional Small Business Development Corporation**Funds at Fiduciary Trust International:****Program Account**

U.S. Govt	Multiple	491213070	22.8%	Up to 2017	0.440	\$670,181.80	\$488,956.27
Corp & Other FI	Multiple	491213070	55.1%	Up to 2017	0.690	\$1,016,416.31	\$1,182,814.22
Short Term Instruments	Multiple	491213070	22.1%	Daily	0.020	\$532,561.44	\$474,672.65
						\$2,219,159.55	\$2,146,243.14

Income Account

U.S. Govt	Multiple	491213077	45.4%	Up to 2023	0.870	\$280,570.46	\$296,808.61
Corp & Other FI	Multiple	491213077	35.4%	Up to 2017	0.780	\$166,050.60	\$231,036.24
Short Term Instruments	Multiple	491213077	19.2%	Daily	0.040	\$197,655.48	\$125,008.58
						\$644,277.54	\$652,853.43

State Assistance Fund for Enterprise Business & Industrial Development Corporation**Funds at Fiduciary Trust International:****Program Account**

U.S. Govt	Multiple	491213091	30.3%	Up to 2023	0.570	\$613,352.81	\$604,468.82
Corp & Other FI	Multiple	491213091	56.7%	Up to 2017	0.710	\$974,697.24	\$1,130,459.49
Short Term Instruments	Multiple	491213091	13.0%	Daily	0.020	\$405,337.55	\$258,683.77
						\$1,993,387.60	\$1,993,612.08

Income Account

Short Term Instruments	Multiple	491213001	100.0%	Daily	0.050	\$34,030.82	\$9,075.35
						\$34,030.82	\$9,075.35

San Fernando Valley Small Business Financial Development Corporation**Funds at Fiduciary Trust International:****Program Account**

U.S. Govt	Multiple	491213080	26.3%	Up to 2017	0.500	\$696,136.58	\$646,626.83
Corp & Other FI	Multiple	491213080	43.3%	Up to 2017	0.550	\$1,075,164.48	\$1,069,243.07
Short Term Instruments	Multiple	491213080	30.4%	Daily	0.020	\$694,409.23	\$747,809.30
						\$2,465,710.29	\$2,463,679.20

Income Account

U.S. Govt	Multiple	491213088	50.2%	Up to 2017	0.870	\$108,737.40	\$119,573.00
Corp & Other FI	Multiple	491213088	12.7%	Up to 2017	0.800	\$0.00	\$30,385.55
Short Term Instruments	Multiple	491213088	37.1%	Daily	0.050	\$122,869.91	\$88,572.79
						\$231,607.31	\$238,531.34

Valley Small Business Development Corporation**Funds at Fiduciary Trust International:****Program Account**

U.S. Govt	Multiple	491213092	11.2%	Up to 2017	0.730	\$639,381.00	\$455,759.55
Corp & Other FI	Multiple	491213092	34.0%	Up to 2017	0.630	\$1,478,822.21	\$1,377,461.40
Short Term Instruments	Multiple	491213092	-0.2%	Daily	0.050	\$13,948.70	(\$9,148.14)
Special Holdings	Multiple	491213092	55.0%	Up to 2017	0.000	\$1,861,068.20	\$2,230,418.14
						\$3,993,220.11	\$4,054,490.95

Income Account

U.S. Govt	Multiple	491213002	55.0%	Up to 2023	0.750	\$474,989.76	\$476,876.01
Corp & Other FI	Multiple	491213002	31.3%	Up to 2017	0.640	\$245,756.99	\$270,551.22
Short Term Instruments	Multiple	491213002	13.7%	Daily	0.040	\$131,136.82	\$118,101.60
						\$851,883.57	\$865,528.83

IBANK FUNDS: Federal**State Small Business Credit Initiative Program****Funds at Fiduciary Trust International:****Program Account**

	Purchase Date	Account #	Current of Investment	% Maturity Date	Current Yield (%)	Market Value Ending 12/31/14	Quarter Market Value	Current Market Value
U.S. Govt	Multiple	491213093	14.4%	Up to 2017	0.590	\$6,176,584.10		\$7,029,390.25
Corp & Other FI	Multiple	491213093	42.2%	Up to 2017	0.650	\$18,554,759.18		\$20,525,810.22
Short Term Instruments	Multiple	491213093	43.4%	Daily	0.010	\$18,953,335.00		\$21,119,299.36
						\$43,684,678.28		\$48,674,499.83

Income Account

U.S. Govt	Multiple	491213003	7.8%	Up to 2017	0.390	\$25,109.13		\$35,145.04
Corp & Other FI	Multiple	491213003	17.9%	Up to 2017	0.730	\$45,754.80		\$80,673.42
Short Term Instruments	Multiple	491213003	74.3%	Daily	0.020	\$269,898.65		\$335,147.56
						\$340,762.58		\$450,966.02

IBANK FUNDS: Special**State of California Disaster Relief Program 1990****Funds at Fiduciary Trust International:****Program Account**

U.S. Govt	Multiple	491213094	52.7%	Up to 2023	0.750	\$3,629.21		\$3,518.82
Short Term Instruments	Multiple	491213094	47.3%	Daily	0.050	\$3,052.80		\$3,163.16
						\$6,682.01		\$6,681.98

Income Account

U.S. Govt	Multiple	491213004	43.7%	Up to 2023	0.750	\$2,268.26		\$2,199.26
Corp & Other FI	Multiple	491213004	1.6%	Up to 2026	8.500	\$82.09		\$81.02
Short Term Instruments	Multiple	491213004	54.7%	Daily	0.050	\$2,676.28		\$2,757.04
						\$5,026.63		\$5,037.32

Transportation Bond and Loan Guarantees**Funds at Fiduciary Trust International:****Program Account**

U.S. Govt	Multiple	491213095	8.4%	Up to 2015	0.160	\$5,038.58		\$5,027.35
Corp & Other FI	Multiple	491213095	30.8%	Up to 2016	0.690	\$13,376.82		\$18,354.86
Short Term Instruments	Multiple	491213095	60.8%	Daily	0.050	\$41,291.97		\$36,272.77
						\$59,707.37		\$59,654.98

Income Account

Short Term Instruments	Multiple	491213005	100.0%	Daily	0.050	\$104.36		\$249.30
						\$104.36		\$249.30

IBANK FUNDS: Appropriations**State Municipal Investment Fund 918****Funds in State Treasury:**

Cash and Cash Equivalent	Multiple	0918000	0.03%	Daily	Unavailable	\$928.33		\$616.31
Deposits in SMIF	Multiple	0918000	99.97%	Daily	Unavailable	\$2,716,000.00		\$2,273,000.00
						\$2,716,928.33		\$2,273,616.31


 Executive Director

 4/20/2015
 (Date)


 Chief Compliance Officer

 4/20/2015
 (Date)

IBank Funds: Financial Development Corporations

<u>Security Type</u>	<u>Previous Mkt. Value</u>	<u>Current Mkt. Value</u>	<u>% of Portfolio</u>
<u>Financial Development Corporations</u>			
U.S. Govt	8,596,892.12	7,895,429.97	25.77%
Corp & Other FI	12,949,733.00	14,058,075.89	45.89%
Short Term Instruments	7,283,096.81	6,453,505.67	21.06%
Special Holdings	1,861,068.20	2,230,418.14	7.28%
Federal Development Corporations Portfolio Total	30,690,790.13	30,637,429.67	100.00%

IBank Funds: Federal

<u>Security Type</u>	<u>Previous Mkt. Value</u>	<u>Current Mkt. Value</u>	<u>% of Portfolio</u>
<u>State Small Business Credit Initiative Program</u>			
U.S. Govt	6,201,693.23	7,064,535.29	14.38%
Corp & Other FI	18,600,513.98	20,606,483.64	41.95%
Short Term Instruments	19,223,233.65	21,454,446.92	43.67%
State Small Business Credit Initiative Portfolio Total	44,025,440.86	49,125,465.85	100.00%

IBank Funds: Special

<u>Security Type</u>	<u>Previous Mkt. Value</u>	<u>Current Mkt. Value</u>	<u>% of Portfolio</u>
<u>Transportation & Disaster Relief</u>			
U.S. Govt	10,936.05	10,745.43	15.00%
Corp & Other FI	13,458.91	18,435.88	25.74%
Short Term Instruments	47,125.41	42,442.27	59.26%
Transportation & Disaster Relief Portfolio Total	71,520.37	71,623.58	100.00%

IBank Funds: Appropriations

<u>Security Type</u>	<u>Previous Mkt. Value</u>	<u>Current Mkt. Value</u>	<u>% of Portfolio</u>
<u>State Municipal Fund 918</u>			
Cash and Cash Equivalent	928.33	616.31	0.03%
Deposits in SMIF	2,716,000.00	2,273,000.00	99.97%
State Municipal Fund 918 Portfolio Total	2,716,928.33	2,273,616.31	100.00%

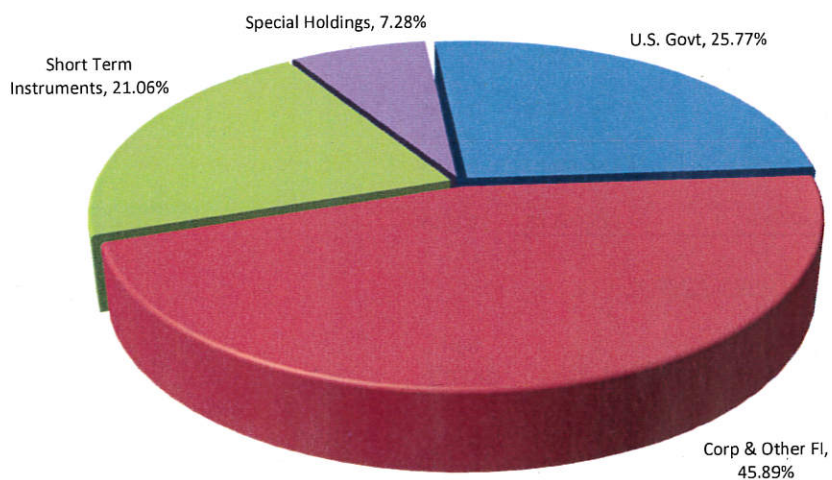
Total Funds

77,504,679.69	82,108,135.41
----------------------	----------------------

Financial Development Corporations

<u>Security Type</u>	<u>Previous Mkt. Value</u>	<u>Current Mkt. Value</u>	<u>% of Portfolio</u>
U.S. Govt	8,596,892.12	7,895,429.97	25.77%
Corp & Other FI	12,949,733.00	14,058,075.89	45.89%
Short Term Instruments	7,283,096.81	6,453,505.67	21.06%
Special Holdings	1,861,068.20	2,230,418.14	7.28%
Federal Development Corporations Portfolio Total	30,690,790.13	30,637,429.67	100.00%

Financial Development Corporations
Portfolio Percentages

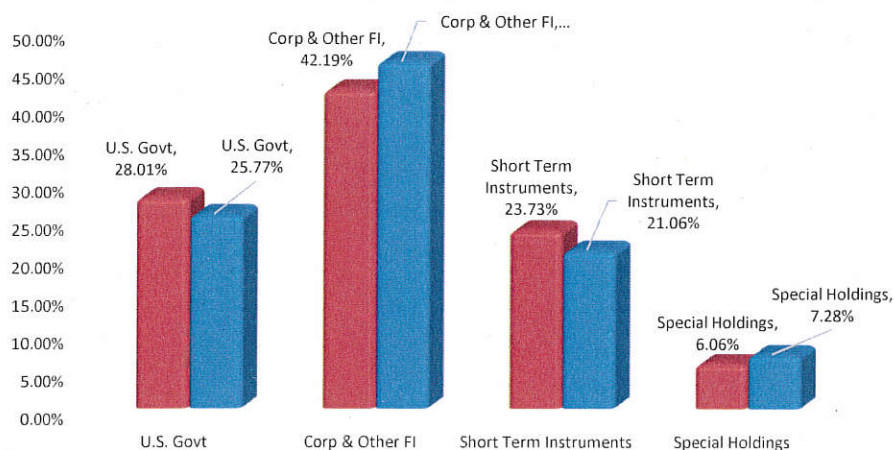


Financial Development Corporations

Security Type	Previous Mkt. Value	% of Portfolio	Current Mkt. Value	% of Portfolio
U.S. Govt	8,596,892.12	28.01%	7,895,429.97	25.77%
Corp & Other FI	12,949,733.00	42.19%	14,058,075.89	45.89%
Short Term Instruments	7,283,096.81	23.73%	6,453,505.67	21.06%
Special Holdings	1,861,068.20	6.06%	2,230,418.14	7.28%
Federal Development Corporations Portfolio Total	30,690,790.13	100.00%	30,637,429.67	100.00%

Financial Development Corporations
Portfolio Percentage Comparison

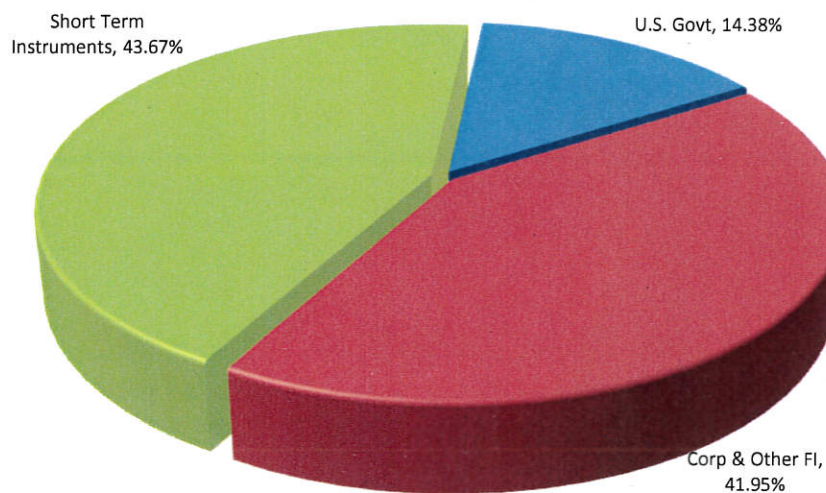
■ Previous Mkt. Value
■ Current Mkt. Value



State Small Business Credit Initiative Program

<u>Security Type</u>	<u>Previous Mkt. Value</u>	<u>Current Mkt. Value</u>	<u>% of Portfolio</u>
U.S. Govt	6,201,693.23	7,064,535.29	14.38%
Corp & Other FI	18,600,513.98	20,606,483.64	41.95%
Short Term Instruments	19,223,233.65	21,454,446.92	43.67%
State Small Business Credit Initiative Portfolio Total	44,025,440.86	49,125,465.85	100.00%

State Small Business Credit Initiative
Portfolio Percentages

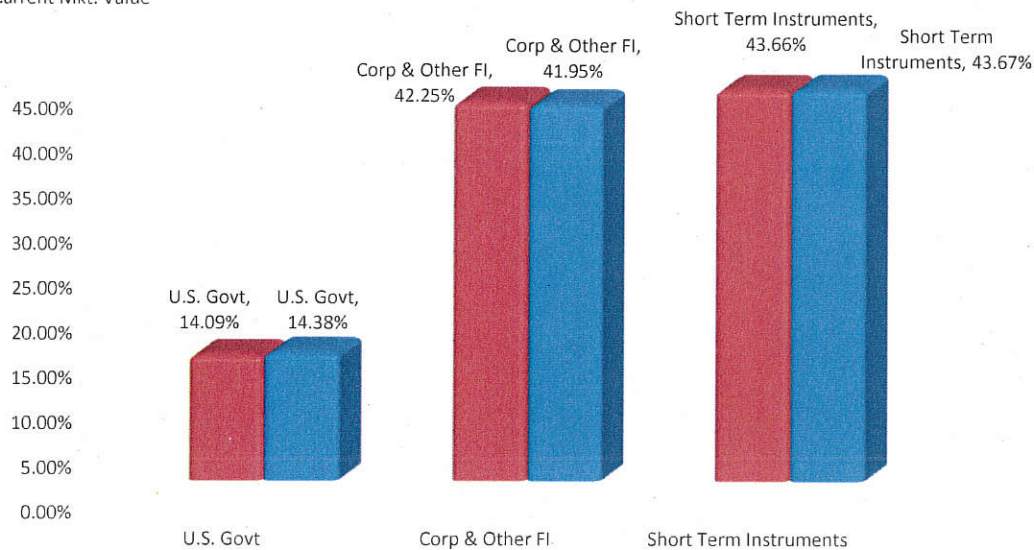


State Small Business Credit Initiative Program

Security Type	Previous Mkt. Value	% of Portfolio	Current Mkt. Value	% of Portfolio
U.S. Govt	6,201,693.23	14.09%	7,064,535.29	14.38%
Corp & Other FI	18,600,513.98	42.25%	20,606,483.64	41.95%
Short Term Instruments	19,223,233.65	43.66%	21,454,446.92	43.67%
State Small Business Credit Initiative Portfolio Total	44,025,440.86	100.00%	49,125,465.85	100.00%

State Small Business Credit Initiative
Portfolio Percentages

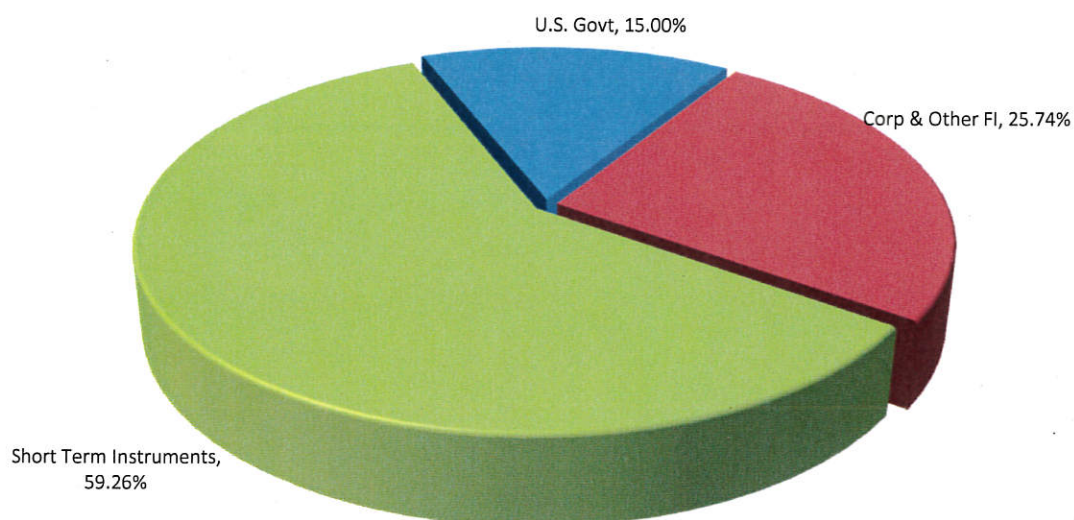
■ Previous Mkt. Value
■ Current Mkt. Value



Transportation and Disaster Relief

<u>Security Type</u>	<u>Previous Mkt. Value</u>	<u>Current Mkt. Value</u>	<u>% of Portfolio</u>
U.S. Govt	10,936.05	10,745.43	15.00%
Corp & Other FI	13,458.91	18,435.88	25.74%
Short Term Instruments	47,125.41	42,442.27	59.26%
Transportation & Disaster Relief Portfolio Total	71,520.37	71,623.58	100.00%

**Transportation and Disaster Relief
Portfolio Percentages**



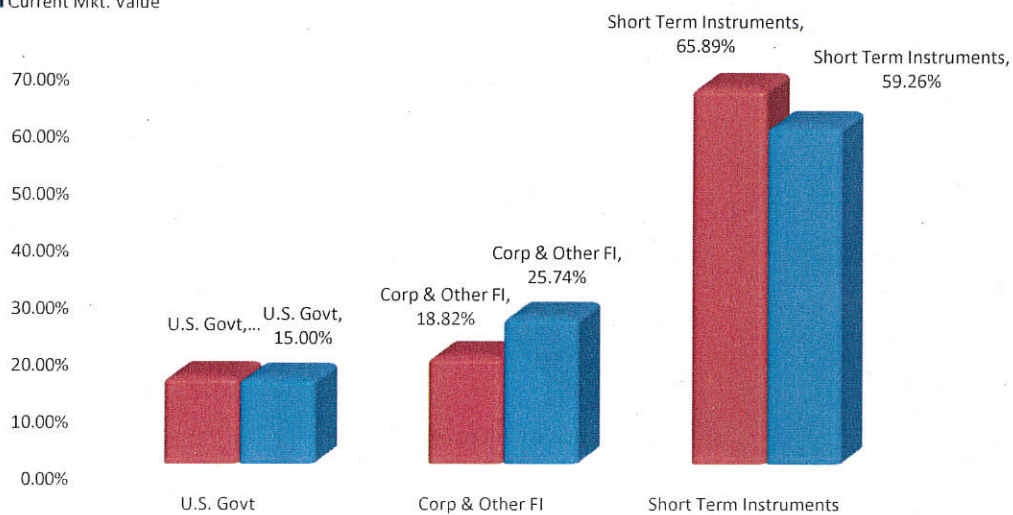
March 31, 2015

Transportation and Disaster Relief

<u>Security Type</u>	<u>Previous Mkt. Value</u>	<u>% of Portfolio</u>	<u>Current Mkt. Value</u>	<u>% of Portfolio</u>
U.S. Govt	10,936.05	15.29%	10,745.43	15.00%
Corp. & Other FI	13,458.91	18.82%	18,435.88	25.74%
Short Term Instruments	47,125.41	65.89%	42,442.27	59.26%
Transportation & Disaster Relief Portfolio Total	71,520.37	100.00%	71,623.58	100.00%

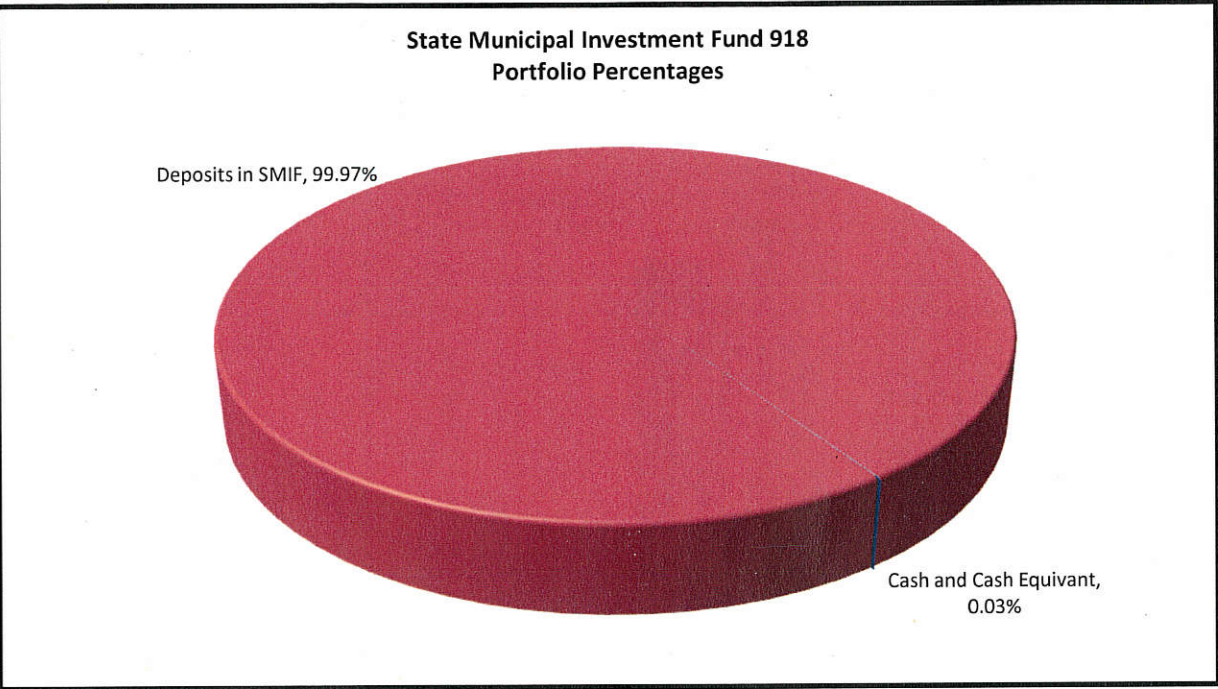
Transportation and Disaster Relief
Portfolio Percentages

■ Previous Mkt. Value
■ Current Mkt. Value



State Municipal Investment Fund 918

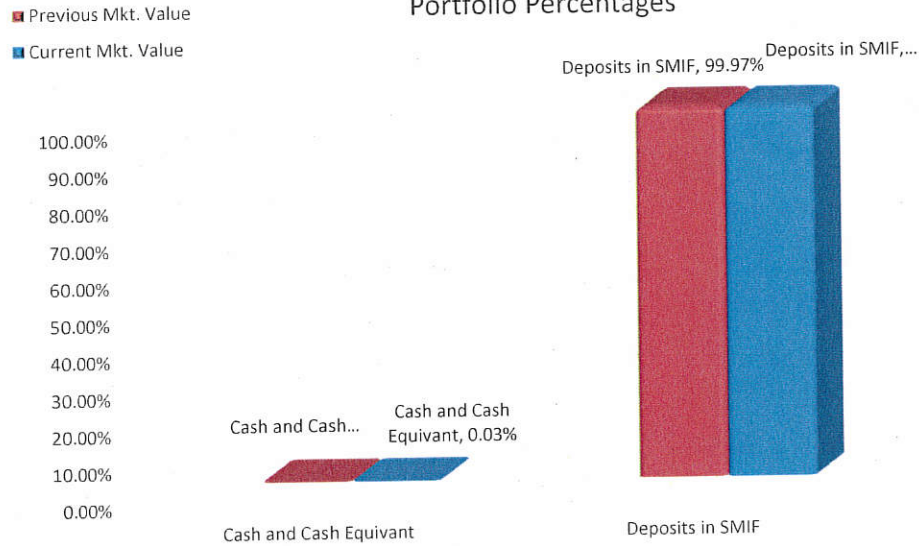
Security Type	Previous Mkt. Value	Current Mkt. Value	% of Portfolio
Cash and Cash Equivant	928.33	616.31	0.03%
Deposits in SMIF	2,716,000.00	2,273,000.00	99.97%
State Municipal Investment Fund Portfolio Total	2,716,928.33	2,273,616.31	100.00%



State Municipal Investment Fund 918

Security Type	% of		% of	
	Previous Mkt. Value	Portfolio	Current Mkt. Value	Portfolio
Cash and Cash Equivalent	928.33	0.03%	616.31	0.03%
Deposits in SMIF	2,716,000.00	99.97%	2,273,000.00	99.97%
State Municipal Investment Fund Portfolio Total	2,716,928.33	100.00%	2,273,616.31	100.00%

State Municipal Investment Fund 918
Portfolio Percentages



Total Funds

Security Type	Previous Mkt. Value	% of Portfolio	Current Mkt. Value	% of Portfolio
Financial Development Corporations	30,690,790.13	39.60%	30,637,429.67	37.31%
State Small Business Credit Initiative	44,025,440.86	56.80%	49,125,465.85	59.83%
Transporation and Disaster Relief	71,520.37	0.09%	71,623.58	0.09%
State Municipal Investment Fund 918	2,716,928.33	3.51%	2,273,616.31	2.77%
Total Funds Portfolio Total	77,504,679.69	100.00%	82,108,135.41	100.00%

