

California Infrastructure and Economic Development Bank
Investment Report
Quarter Ending June 30, 2015

IBANK FUNDS: Financial Development Corporations

	Purchase Date	Account #	Current % of Investment	Maturity Date	Current Market Yield (%)	Market Value Quarter Ending 3/31/15	Current Market Value
California Capital Small Business Development Corporation							
<u>Funds at Fiduciary Trust International:</u>							
Program Account							
U.S. Govt	Multiple	491213000	13.9%	Up to 2023	0.320	\$645,305.53	\$394,656.35
Corp & Other FI	Multiple	491213000	56.6%	Up to 2017	0.880	\$1,532,411.60	\$1,605,746.55
Short Term Instruments	Multiple	491213000	29.5%	Daily	0.020	\$661,819.34	\$836,842.06
						\$2,839,536.47	\$2,837,244.96
Income Account							
U.S. Govt	Multiple	491213006	62.7%	Up to 2017	0.770	\$180,204.84	\$180,259.41
Corp & Other FI	Multiple	491213006	15.7%	Up to 2016	0.540	\$5,241.20	\$45,191.71
Short Term Instruments	Multiple	491213006	21.6%	Daily	0.050	\$94,648.59	\$62,205.65
						\$280,094.63	\$287,656.77
California Coastal Rural Development Corporation							
<u>Funds at Fiduciary Trust International:</u>							
Program Account							
U.S. Govt	Multiple	491213010	11.0%	Up to 2023	0.260	\$477,760.78	\$327,048.01
Corp & Other FI	Multiple	491213010	65.6%	Up to 2017	0.740	\$1,584,613.14	\$1,955,437.33
Short Term Instruments	Multiple	491213010	23.4%	Daily	0.020	\$1,105,018.60	\$697,853.98
						\$3,167,392.52	\$2,980,339.32
Income Account							
Short Term Instruments	Multiple	491213011	100.0%	Daily	0.050	\$22,212.06	\$33,784.28
						\$22,212.06	\$33,784.28
California Southern Small Business Development Corporation							
<u>Funds at Fiduciary Trust International:</u>							
Program Account							
U.S. Govt	Multiple	491213020	14.2%	Up to 2023	0.320	\$600,173.01	\$399,595.91
Corp & Other FI	Multiple	491213020	57.7%	Up to 2017	0.850	\$1,432,198.62	\$1,627,954.21
Short Term Instruments	Multiple	491213020	28.1%	Daily	0.020	\$880,096.45	\$792,240.92
						\$2,912,468.08	\$2,819,791.04
Income Account							
U.S. Govt	Multiple	491213022	44.0%	Up to 2023	0.730	\$367,949.47	\$217,975.98
Corp & Other FI	Multiple	491213022	26.9%	Up to 2017	0.630	\$108,635.42	\$132,933.36
Short Term Instruments	Multiple	491213022	29.1%	Daily	0.040	\$23,851.26	\$143,755.24
						\$500,436.15	\$494,664.58
Hancock Small Business Financial Development Corporation							
<u>Funds at Fiduciary Trust International:</u>							
Program Account							
U.S. Govt	Multiple	491213030	22.6%	Up to 2023	0.500	\$609,956.29	\$409,394.81
Corp & Other FI	Multiple	491213030	48.6%	Up to 2018	0.940	\$932,995.98	\$879,717.60
Short Term Instruments	Multiple	491213030	28.8%	Daily	0.030	\$360,969.17	\$521,882.44
						\$1,903,921.44	\$1,810,994.85
Income Account							
U.S. Govt	Multiple	491213033	47.1%	Up to 2023	0.760	\$292,316.16	\$192,252.48
Corp & Other FI	Multiple	491213033	18.1%	Up to 2017	0.530	\$44,078.86	\$73,780.82
Short Term Instruments	Multiple	491213033	34.8%	Daily	0.030	\$63,914.37	\$141,860.61
						\$400,309.39	\$407,893.91

California Infrastructure and Economic Development Bank
Investment Report
Quarter Ending June 30, 2015

Hancock Small Business Financial Development Corporation - Private Funds Account

Funds at Fiduciary Trust International:

Program Account

U.S. Govt	Multiple	491213040	0.0%	-	0.000	\$0.00	\$0.00
Corp & Other FI	Multiple	491213040	0.0%	-	0.000	\$0.00	\$0.00
Short Term Instruments	Multiple	491213040	0.0%	Daily	0.000	\$0.00	\$0.00
						\$0.00	\$0.00

Income Account

U.S. Govt	Multiple	491213044	0.0%	-	0.000	\$0.00	\$0.00
Corp & Other FI	Multiple	491213044	0.0%	-	0.000	\$0.00	\$0.00
Short Term Instruments	Multiple	491213044	0.0%	Daily	0.000	\$0.00	\$0.00
						\$0.00	\$0.00

Inland Empire Financial Development Corporation

Funds at Fiduciary Trust International:

Program Account

U.S. Govt	Multiple	491213050	23.7%	Up to 2017	0.660	\$255,599.55	\$255,636.10
Corp & Other FI	Multiple	491213050	52.4%	Up to 2017	0.760	\$677,342.10	\$564,535.00
Short Term Instruments	Multiple	491213050	23.9%	Daily	0.030	\$147,199.58	\$257,199.58
						\$1,080,141.23	\$1,077,370.68

Income Account

U.S. Govt	Multiple	491213055	12.2%	Up to 2017	0.330	\$25,153.84	\$25,115.88
Corp & Other FI	Multiple	491213055	59.1%	Up to 2017	0.680	\$56,181.47	\$121,561.40
Short Term Instruments	Multiple	491213055	28.7%	Daily	0.050	\$121,048.79	\$59,104.66
						\$202,384.10	\$205,781.94

Nor-Cal Small Business Financial Development Corporation

Funds at Fiduciary Trust International:

Program Account

U.S. Govt	Multiple	492123060	15.6%	Up to 2023	0.470	\$647,917.90	\$347,216.64
Corp & Other FI	Multiple	492123060	54.5%	Up to 2017	0.790	\$1,157,612.59	\$1,214,247.57
Short Term Instruments	Multiple	492123060	29.9%	Daily	0.020	\$428,593.28	\$666,844.68
						\$2,234,123.77	\$2,228,308.89

Income Account

U.S. Govt	Multiple	491213066	19.2%	Up to 2023	0.190	\$37,339.59	\$27,220.44
Corp & Other FI	Multiple	491213066	49.4%	Up to 2017	0.760	\$45,115.60	\$70,175.20
Short Term Instruments	Multiple	491213066	31.4%	Daily	0.050	\$52,791.67	\$44,521.33
						\$135,246.86	\$141,916.97

Small Business Financial Development Corporation

Funds at Fiduciary Trust International:

Program Account

U.S. Govt	Multiple	491213090	14.2%	Up to 2017	0.320	\$646,566.83	\$346,294.90
Corp & Other FI	Multiple	491213090	62.6%	Up to 2018	0.820	\$1,150,925.79	\$1,524,101.08
Short Term Instruments	Multiple	491213090	23.2%	Daily	0.030	\$643,501.98	\$565,655.78
						\$2,440,994.60	\$2,436,051.76

Income Account

U.S. Govt	Multiple	491213099	23.8%	Up to 2016	0.150	\$20,117.09	\$20,076.22
Corp & Other FI	Multiple	491213099	63.7%	Up to 2017	0.750	\$38,972.33	\$53,761.50
Short Term Instruments	Multiple	491213099	12.5%	Daily	0.050	\$35,064.63	\$10,536.75
						\$94,154.05	\$84,374.47

California Infrastructure and Economic Development Bank
Investment Report
Quarter Ending June 30, 2015

Pacific Coast Regional Small Business Development Corporation

Funds at Fiduciary Trust International:

Program Account

U.S. Govt	Multiple	491213070	11.1%	Up to 2023	0.290	\$488,956.27	\$238,367.31
Corp & Other FI	Multiple	491213070	57.1%	Up to 2017	0.860	\$1,182,614.22	\$1,231,871.91
Short Term Instruments	Multiple	491213070	31.8%	Daily	0.020	\$474,672.65	\$686,735.85
						\$2,146,243.14	\$2,156,975.07

Income Account

U.S. Govt	Multiple	491213077	35.5%	Up to 2023	0.910	\$296,808.61	\$216,880.98
Corp & Other FI	Multiple	491213077	37.6%	Up to 2017	0.830	\$231,036.24	\$229,856.64
Short Term Instruments	Multiple	491213077	26.9%	Daily	0.040	\$125,008.58	\$164,762.04
						\$652,853.43	\$611,499.66

State Assistance Fund for Enterprise Business & Industrial Development Corporation

Funds at Fiduciary Trust International:

Program Account

U.S. Govt	Multiple	491213091	20.3%	Up to 2023	0.600	\$604,468.82	\$404,523.68
Corp & Other FI	Multiple	491213091	56.0%	Up to 2017	0.900	\$1,130,459.49	\$1,113,960.00
Short Term Instruments	Multiple	491213091	23.7%	Daily	0.030	\$258,683.77	\$470,982.85
						\$1,993,612.08	\$1,989,466.53

Income Account

Short Term Instruments	Multiple	491213001	100.0%	Daily	0.050	\$9,075.35	\$14,343.13
						\$9,075.35	\$14,343.13

San Fernando Valley Small Business Financial Development Corporation

Funds at Fiduciary Trust International:

Program Account

U.S. Govt	Multiple	491213080	18.2%	Up to 2017	0.460	\$646,626.83	\$446,393.90
Corp & Other FI	Multiple	491213080	56.6%	Up to 2017	0.800	\$1,069,243.07	\$1,393,355.62
Short Term Instruments	Multiple	491213080	25.2%	Daily	0.020	\$747,809.30	\$619,192.50
						\$2,463,679.20	\$2,458,942.02

Income Account

U.S. Govt	Multiple	491213088	44.5%	Up to 2017	0.900	\$119,573.00	\$109,621.70
Corp & Other FI	Multiple	491213088	33.0%	Up to 2017	0.740	\$30,385.55	\$81,037.90
Short Term Instruments	Multiple	491213088	22.5%	Daily	0.050	\$88,572.79	\$55,307.45
						\$238,531.34	\$245,967.05

Valley Small Business Development Corporation

Funds at Fiduciary Trust International:

Program Account

U.S. Govt	Multiple	491213092	6.3%	Up to 2017	0.790	\$455,759.55	\$255,670.85
Corp & Other FI	Multiple	491213092	29.0%	Up to 2017	0.890	\$1,377,461.40	\$1,169,998.72
Short Term Instruments	Multiple	491213092	3.0%	Daily	0.050	(\$9,148.14)	\$121,065.05
Special Holdings	Multiple	491213092	61.7%	Up to 2017	0.000	\$2,230,418.14	\$2,490,466.04
						\$4,054,490.95	\$4,037,200.66

Income Account

U.S. Govt	Multiple	491213002	38.6%	Up to 2023	0.790	\$476,876.01	\$326,857.43
Corp & Other FI	Multiple	491213002	41.3%	Up to 2017	0.610	\$270,551.22	\$349,400.10
Short Term Instruments	Multiple	491213002	20.1%	Daily	0.040	\$118,101.60	\$170,594.68
						\$865,528.83	\$846,852.21

California Infrastructure and Economic Development Bank
Investment Report
Quarter Ending June 30, 2015

IBANK FUNDS: Federal

	Purchase Date	Account #	Current % of Investment	Maturity Date	Current Market Yield (%)	Market Value Quarter Ending 3/31/15	Current Market Value
State Small Business Credit Initiative Program							
<u>Funds at Fiduciary Trust International:</u>							
Program Account							
U.S. Govt	Multiple	491213093	12.8%	Up to 2017	0.570	\$7,029,390.25	\$6,210,275.05
Corp & Other FI	Multiple	491213093	56.3%	Up to 2017	0.630	\$20,525,810.22	\$27,367,112.78
Short Term Instruments	Multiple	491213093	30.9%	Daily	0.020	\$21,119,299.36	\$15,003,275.86
						\$48,674,499.83	\$48,580,663.69
Income Account							
U.S. Govt	Multiple	491213003	5.0%	Up to 2017	0.250	\$35,145.04	\$25,099.82
Corp & Other FI	Multiple	491213003	57.5%	Up to 2018	0.800	\$80,673.42	\$287,057.59
Short Term Instruments	Multiple	491213003	37.5%	Daily	0.040	\$335,147.56	\$187,583.95
						\$450,966.02	\$499,741.36

IBANK FUNDS: Special

	Purchase Date	Account #	Current % of Investment	Maturity Date	Current Market Yield (%)	Market Value Quarter Ending 3/31/15	Current Market Value
State of California Disaster Relief Program 1990							
<u>Funds at Fiduciary Trust International:</u>							
Program Account							
U.S. Govt	Multiple	491213094	51.0%	Up to 2023	0.750	\$3,518.82	\$3,412.68
Short Term Instruments	Multiple	491213094	49.0%	Daily	0.050	\$3,163.16	\$3,273.72
						\$6,681.98	\$6,686.40
Income Account							
U.S. Govt	Multiple	491213004	42.2%	Up to 2023	0.750	\$2,199.26	\$2,132.93
Corp & Other FI	Multiple	491213004	1.6%	Up to 2026	8.500	\$81.02	\$79.96
Short Term Instruments	Multiple	491213004	56.2%	Daily	0.050	\$2,757.04	\$2,834.75
						\$5,037.32	\$5,047.64

Transportation Bond and Loan Guarantees

Funds at Fiduciary Trust International:


Program Account							
U.S. Govt	Multiple	491213095	8.4%	Up to 2015	0.050	\$5,027.35	\$5,015.04
Corp & Other FI	Multiple	491213095	64.5%	Up to 2016	0.760	\$18,354.86	\$38,349.15
Short Term Instruments	Multiple	491213095	27.1%	Daily	0.050	\$36,272.77	\$16,130.77
						\$59,654.98	\$59,494.96
Income Account							
Short Term Instruments	Multiple	491213005	100.0%	Daily	0.050	\$249.30	\$307.92
						\$249.30	\$307.92

IBANK FUNDS: Appropriations

	Purchase Date	Account #	Current % of Investment	Maturity Date	Current Market Yield (%)	Market Value Quarter Ending 3/31/15	Current Market Value
State Municipal Investment Fund 918							
<u>Funds in State Treasury:</u>							
Cash and Cash Equivalent	Multiple	0918000	0.04%	Daily	0.283	\$616.31	\$729.77
Deposits in SMIF	Multiple	0918000	99.96%	Daily	0.283	\$2,273,000.00	\$1,903,000.00
						\$2,273,616.31	\$1,903,729.77


Executive Director

8/7/15
(Date)


Chief Compliance Officer

8/7/15
(Date)

IBank Funds: Financial Development Corporations

<u>Security Type</u>	<u>Previous Mkt. Value</u>	<u>Current Mkt. Value</u>	<u>% of Portfolio</u>
<u>Financial Development Corporations</u>			
U.S. Govt	7,895,429.97	5,141,058.98	17.02%
Corp & Other FI	14,058,075.89	15,438,624.22	51.11%
Short Term Instruments	6,453,505.67	7,137,271.51	23.63%
Special Holdings	2,230,418.14	2,490,466.04	8.24%
Federal Development Corporations Portfolio Total	30,637,429.67	30,207,420.75	100.00%

IBank Funds: Federal

<u>Security Type</u>	<u>Previous Mkt. Value</u>	<u>Current Mkt. Value</u>	<u>% of Portfolio</u>
<u>State Small Business Credit Initiative Program</u>			
U.S. Govt	7,064,535.29	6,235,374.87	12.70%
Corp & Other FI	20,606,483.64	27,654,170.37	56.34%
Short Term Instruments	21,454,446.92	15,190,859.81	30.95%
State Small Business Credit Initiative Portfolio Total	49,125,465.85	49,080,405.05	100.00%

IBank Funds: Special

<u>Security Type</u>	<u>Previous Mkt. Value</u>	<u>Current Mkt. Value</u>	<u>% of Portfolio</u>
<u>Transportation & Disaster Relief</u>			
U.S. Govt	10,745.43	10,560.65	14.76%
Corp & Other FI	18,435.88	38,429.11	53.72%
Short Term Instruments	42,442.27	22,547.16	31.52%
Transportation & Disaster Relief Portfolio Total	71,623.58	71,536.92	100.00%

IBank Funds: Appropriations

<u>Security Type</u>	<u>Previous Mkt. Value</u>	<u>Current Mkt. Value</u>	<u>% of Portfolio</u>
<u>State Municipal Fund 918</u>			
Cash and Cash Equivalent	616.31	729.77	0.04%
Deposits in SMIF	2,273,000.00	1,903,000.00	99.96%
State Municipal Fund 918 Portfolio Total	2,273,616.31	1,903,729.77	100.00%

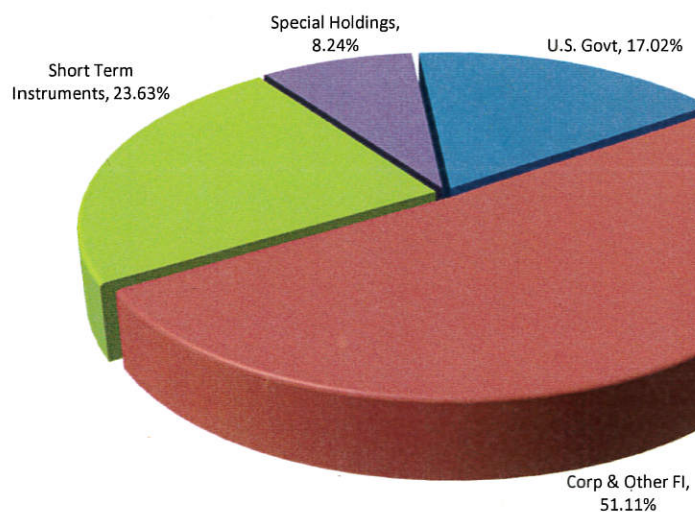
Total Funds

82,108,135.41	81,263,092.49
----------------------	----------------------

Financial Development Corporations

Security Type	Previous Mkt. Value	Current Mkt. Value	% of Portfolio
U.S. Govt	7,895,429.97	5,141,058.98	17.02%
Corp & Other FI	14,058,075.89	15,438,624.22	51.11%
Short Term Instruments	6,453,505.67	7,137,271.51	23.63%
Special Holdings	2,230,418.14	2,490,466.04	8.24%
Federal Development Corporations Portfolio Total	30,637,429.67	30,207,420.75	100.00%

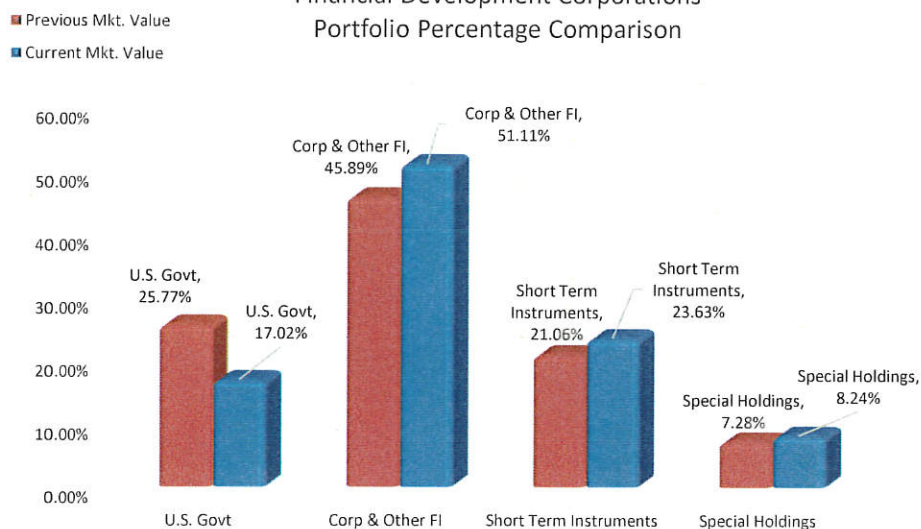
**Financial Development Corporations
Portfolio Percentages**



Financial Development Corporations

Security Type	Previous Mkt. Value	% of Portfolio	Current Mkt. Value	% of Portfolio
U.S. Govt	7,895,429.97	25.77%	5,141,058.98	17.02%
Corp & Other FI	14,058,075.89	45.89%	15,438,624.22	51.11%
Short Term Instruments	6,453,505.67	21.06%	7,137,271.51	23.63%
Special Holdings	2,230,418.14	7.28%	2,490,466.04	8.24%
Federal Development Corporations Portfolio Total	30,637,429.67	100.00%	30,207,420.75	100.00%

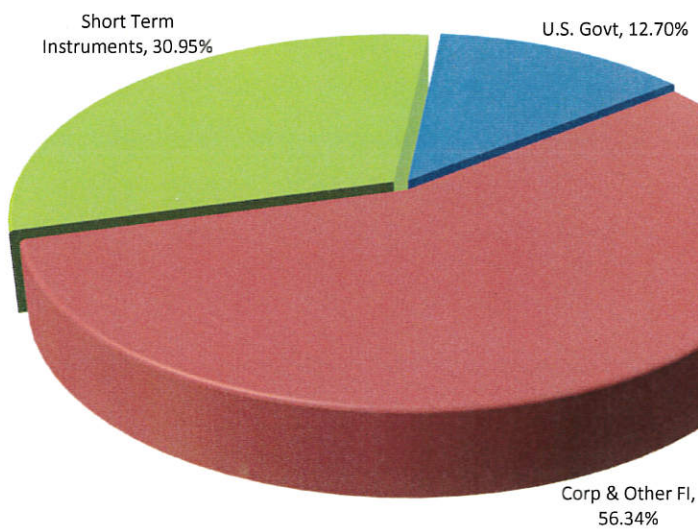
Financial Development Corporations
Portfolio Percentage Comparison



State Small Business Credit Initiative Program

<u>Security Type</u>	<u>Previous Mkt. Value</u>	<u>Current Mkt. Value</u>	<u>% of Portfolio</u>
U.S. Govt	7,064,535.29	6,235,374.87	12.70%
Corp & Other FI	20,606,483.64	27,654,170.37	56.34%
Short Term Instruments	21,454,446.92	15,190,859.81	30.95%
State Small Business Credit Initiative Portfolio Total	49,125,465.85	49,080,405.05	100.00%

State Small Business Credit Initiative
Portfolio Percentages

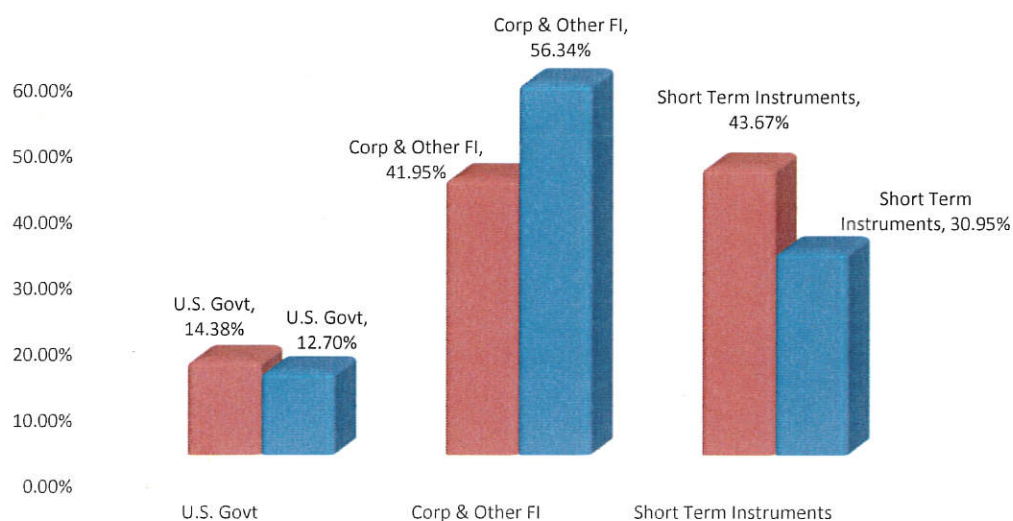


State Small Business Credit Initiative Program

Security Type	Previous Mkt. Value	% of Portfolio	Current Mkt. Value	% of Portfolio
U.S. Govt	7,064,535.29	14.38%	6,235,374.87	12.70%
Corp & Other FI	20,606,483.64	41.95%	27,654,170.37	56.34%
Short Term Instruments	21,454,446.92	43.67%	15,190,859.81	30.95%
State Small Business Credit Initiative Portfolio Total	49,125,465.85	100.00%	49,080,405.05	100.00%

State Small Business Credit Initiative
Portfolio Percentages

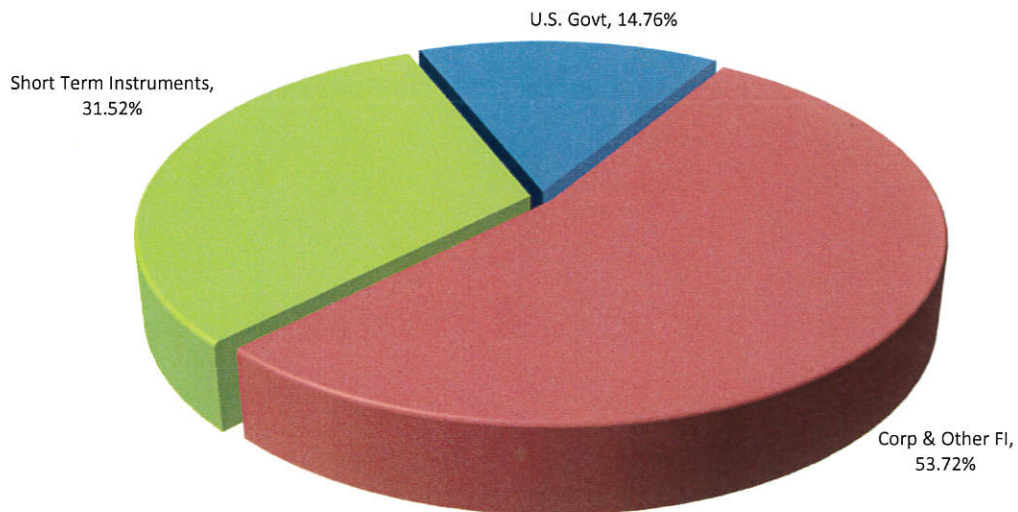
■ Previous Mkt. Value
■ Current Mkt. Value



Transportation and Disaster Relief

<u>Security Type</u>	<u>Previous Mkt. Value</u>	<u>Current Mkt. Value</u>	<u>% of Portfolio</u>
U.S. Govt	10,745.43	10,560.65	14.76%
Corp & Other FI	18,435.88	38,429.11	53.72%
Short Term Instruments	42,442.27	22,547.16	31.52%
Transportation & Disaster Relief Portfolio Total	71,623.58	71,536.92	100.00%

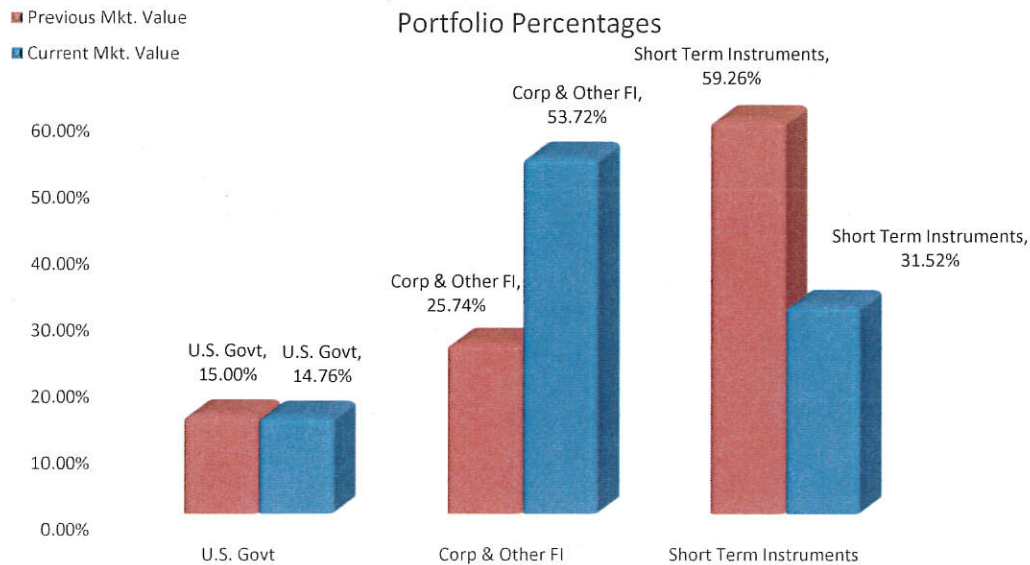
Transportation and Disaster Relief
Portfolio Percentages



Transportation and Disaster Relief

<u>Security Type</u>	<u>Previous Mkt. Value</u>	<u>% of Portfolio</u>	<u>Current Mkt. Value</u>	<u>% of Portfolio</u>
U.S. Govt	10,745.43	15.00%	10,560.65	14.76%
Corp & Other FI	18,435.88	25.74%	38,429.11	53.72%
Short Term Instruments	42,442.27	59.26%	22,547.16	31.52%
Transportation & Disaster Relief Portfolio Total	71,623.58	100.00%	71,536.92	100.00%

Transportation and Disaster Relief
Portfolio Percentages




State Municipal Investment Fund 918

<u>Security Type</u>	<u>Previous Mkt. Value</u>	<u>Current Mkt. Value</u>	<u>% of Portfolio</u>
Cash and Cash Equivalent	616.31	729.77	0.04%
Deposits in SMIF	2,273,000.00	1,903,000.00	99.96%
State Municipal Investment Fund Portfolio Total	2,273,616.31	1,903,729.77	100.00%

**State Municipal Investment Fund 918
Portfolio Percentages**

Deposits in SMIF, 99.96%




Cash and Cash Equivalent,
0.04%

State Municipal Investment Fund 918

Security Type	Previous Mkt. Value	% of Portfolio	Current Mkt. Value	% of Portfolio
Cash and Cash Equivalent	616.31	0.03%	729.77	0.04%
Deposits in SMIF	2,273,000.00	99.97%	1,903,000.00	99.96%
State Municipal Investment Fund Portfolio Total	2,273,616.31	0.03%	1,903,729.77	100.00%

State Municipal Investment Fund 918
Portfolio Percentages

■ Previous Mkt. Value
■ Current Mkt. Value



Total Funds

Security Type	Previous Mkt. Value	% of Portfolio	Current Mkt. Value	% of Portfolio
Financial Development Corporations	30,637,429.67	37.31%	30,207,420.75	37.17%
State Small Business Credit Initiative	49,125,465.85	59.83%	49,080,405.05	60.40%
Transportation and Disaster Relief	71,623.58	0.09%	71,536.92	0.09%
State Municipal Investment Fund 918	2,273,616.31	2.77%	1,903,729.77	2.34%
Total Funds Portfolio Total	82,108,135.41	100.00%	81,263,092.49	100.00%

Total Funds
Portfolio Percentage Comparison

